

# 625

# STORMTITE™



INSULATED HEAVY-DUTY ROLLING SERVICE DOOR



THERMAL PROTECTION.  
HEAVY-DUTY DESIGN.  
AIR INFILTRATION PROTECTION.



INDUSTRY LEADING  
COMMERCIAL & INDUSTRIAL SOLUTIONS



**Standard features at a glance**

Maximum width <sup>Δ</sup>	30'4" (9246 mm)
Maximum height <sup>Δ</sup>	28'4" (8636 mm)
Curtain	24-gauge galvanized steel front 24-gauge galvanized steel back
Slat profile	Flat, insulated, type F-265i
Insulation	Foamed-in-place, CFC and HCFC-free polyurethane
R-value*	7.7 (1.35 W/Msq)
STC Rating	21
Finish	Gray, Tan, Brown or White
Hood	24-gauge galvanized steel
Wind load	20 psf
Standard mounting	Face-of-wall
Operation	Chain hoist
Standard spring	20,000 cycle
Weatherseals	Bottom, exterior curtain-side guide, interior hood baffle
Guides	Three structural steel angles; PowderGuard® Premium finish with black powder coat
Bottom bar	Primed steel with vinyl weatherseal
Lock	Padlockable chain keeper
Warranty	24-month limited; 3 years/20,000 cycles limited on Overhead Door™ door and operator system (when purchased together)

**Options**

- Air infiltration package that meets requirements of IECC code, which includes: guide cover and cap; dual brush guide seal, lintel seal, bottom astragal
- Electric operator (RHX®, RSX®, RMX®) or crank operation
- Bottom sensing edge; sloping bottom bar
- Galvanized steel bottom bar angles and guides; insulated guides
- Between-jamb mounting
- Stainless steel or aluminum slats
- High-usage package
- High-wind load option (FBC, TDI, Dade)<sup>†</sup>
- Weatherseal for interior side guide
- Lintel seal
- Cylinder lock; slide bolts
- Exhaust ports
- Vision lites with uniformly spaced openings of 5/8" x 3" (16 mm x 76 mm) or 1" x 10" (25.4 mm x 254 mm)
- PowderGuard® Premium powder coat paint finish in approximately 200 standard colors, or color-matched to specification;
- PowderGuard® Zinc and PowderGuard® Textured finishes
- Special application doors:
  - Oversized doors to 1500 ft<sup>2</sup>. (139.4 m<sup>2</sup>)
  - Combination doors with grilles and/or with full or partial standard, perforated or fenestrated slats
  - Spark-resistant doors, craneway doors, pass doors

Some options may affect clearance dimensions.

<sup>†</sup> Wind Load options available to meet:

- FBC - Florida Building Code
- TDI - Texas Department of Insurance
- Dade - Miami-Dade Building Code Compliance Office

\* R-value is a measure of thermal efficiency. The higher the R-value the greater the insulating properties of the door. Overhead Door Corporation uses a calculated door section R-value for our insulated doors.

<sup>Δ</sup> Maximum height and width are independent of each other and may vary based on slat profile, material and gauge.

**Cover image:** Model 625, finish in Tan

**Image above:** Model 625, finish in Tan



## Style, function and thermal efficiency.

When overall performance and thermal efficiency are as essential in a rolling service door as are versatile good looks, the Stormtite™ 625 meets specification and exceeds all expectations. This heavy-duty door features insulated slats in a variety of materials – galvanized steel, stainless steel or aluminum – and offers optional wind load protection up to 170 psf. Designed to fit openings up to 30'4" wide and 28'4" high (9246 mm x 8636 mm) and offered with a broad range of product options, the versatility and functionality of the Stormtite™ 625 ensures that your design requirements will be met with ease, functionality and style.



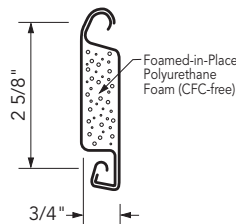
White finish. Installation and service: Overhead Door Company of Concord™

## Slat data

F-265i slat

Slat	Opening width	Standard	Optional
F265i	Thru 30'4" (9246 mm)	24 ga.	22, 20, 18 ga. 22, 20 ga. ss .040" alum., 18 ga.

Slats are galvanized and painted, stainless steel (specify finish) or aluminum (specify finish). Gauges reflect front slat; back slat is 24-gauge on steel and stainless steel; 22-gauge on aluminum.



R-value\* 7.7 (1.35 W/Msq)  
U-value .13  
Smoke generation = 10  
Flame spread = 5  
STC = 21



The IECC listed air infiltration option meets code requirements for an air infiltration rating lower than than 1.0 cfm/ft<sup>2</sup> for rolling steel doors.

This superior perimeter sealing system includes:

- Guide cover and cap
- Dual brush guide seal
- Lintel seal
- Bottom astragal

## Finish options

Finish details	
Standard polyester base coat	Two-coat system with polyester based top coat.
PowderGuard® Premium powder coat	Weather resistant polyester powder coat available in approximately 200 colors; custom color match and EZ Clean treatment options available.
PowderGuard® Zinc finish	Zinc enriched powder coat provides excellent corrosion protection that outperforms both hot dipped and cold galvanized steel. Color selection from approximately 200 powder coat colors; custom color match also available.
PowderGuard® Textured finish	Industrial textured powder coat provides a thicker, more scratch resistant coat for added product protection.

### Colors



White



Tan



Gray



Brown

Actual colors may vary from brochure due to fluctuations in the printing process. Always request a color sample from your Overhead Door™ Distributor for accurate color matching.





Gray finish. Installation and service: Overhead Door Company of Huntsville™



Tools to help you  
get the job done.


## Architect's Corner


A resource for architects, containing comprehensive technical and resource materials to support your project, including drawings and specifications for commercial doors.

The original, innovative choice for unequalled quality and service.

Overhead Door Corporation pioneered the upward-acting door industry, inventing the first upward-acting door in 1921 and the first electric door operator in 1926. Today, we continue to be the industry leader through the strength of our product innovation, superior craftsmanship and outstanding customer support, underscoring a legacy of quality, expertise and integrity. That's why design and construction professionals specify Overhead Door™ products more often than any other brand. Our family of over 400 Overhead Door™ Distributors across the U.S. and Canada not only share our name and logo, but also our commitment to excellence.



 Fray Pedro de Gante 85, Cimatario, Santiago de Querétaro, Querétaro, México CP 76030

 (442) 727-0441

 contacto@klh.com.mx

**klh** de México  
[www.klh.com.mx](http://www.klh.com.mx)